



P.O. BOX 84  
BEDFORD, MA 01730  
781.275.3020 PHONE/FAX

[Kay@UsabilityResources.net](mailto:Kay@UsabilityResources.net)

# Application Specification

## Strong Women Strong Girls mobile app for taking attendance and updating Facebook - Version 1

### Description of the application

The SWSG mobile application will allow mentors to more easily report attendance at their sessions. From within the SWSG mobile application, the mentor will also be able to issue a message to their Facebook wall saying they are currently involved in a SWSG session and encouraging the Friend to support this particular session by making a donation. The Facebook notice will include a link to the SWSG online donation system. The application will work on Android and iPhone mobile platforms. MobiFlex will add support for the Version 1 application to run on Windows Phone mobile platforms later this year. For the pilot, the data will integrate with the SWSG student roster and mentor login credential database, which will be kept in a spreadsheet on SWSG's Google Apps.

This specification details Version 1 of the SWSG mobile application, which is being done on a pro-bono basis by MobiFlex Inc and Usability Resources Inc. MobiFlex Inc will handle the technical implementation of this project, which includes generating code that will work for the 2 initially, then 3 smartphone platforms. Usability Resources Inc is responsible for user research and the mobile application design.

### Scenarios

Version 1 functionality is described in the following use cases:

#### **1 -Take attendance**

The SWSG mentor logs in to the mobile application with their SWSG user name and password. If their login credentials are correct, the SWSG mentor is allowed to enter the application and sees the roster of names of the children in her session. The application reads the student roster from the Google Apps spreadsheet and displays each student's name in a listing. The mentor touches each student's name that is present. A counter keeps track of the number of students present.

Once she has taken attendance, the mentor presses the "Send Roster" button to transmit the attendance data to the spreadsheet. Once Google Apps records the updated information, it

will send a confirmation notice back to the mentor’s phone and an alert message acknowledging the successful save transaction appears on the screen.

## 2- Integrate with Facebook

Once the mentor has recorded attendance, she can send a message to her Facebook account to let her Friends know she is running a SWSG session. The mentor touches the Facebook icon and a string is sent to her FB wall. The message will be static text stating “Jane Smith is running a Strong Women Strong Girls session right now at the ABC middle school. Click here to sponsor her session!”. The link will take the donor to the SWSG Causes/Network for Good page where the donor enters their credit card data.

QUESTIONS: 1- How will the mobile app know the mentor’s Facebook login credentials?

### Screenshot Mockups

#### SWSG LOGIN PAGE



#### FIELDS

*User Name:* Text Field, accepts the same user name the SWSG mentor uses to log into her Web-based account.

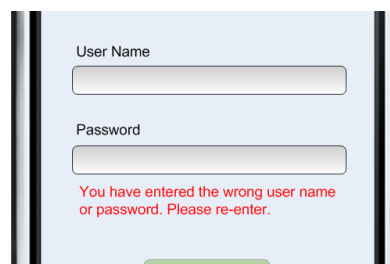
*Password:* Encrypted password field, accepts the same password the SWSG mentor uses to log into her Web-based account.

#### BUTTON

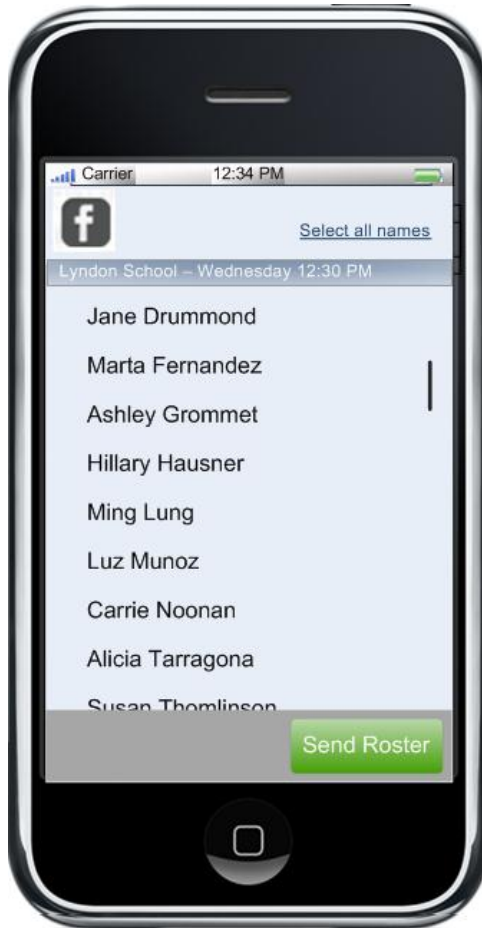
*Login:* Pressing logs the mentor into her SWSG account where she can access her roster.

#### ERROR

“Wrong user name or password” (display in red text below the password field)



## ROSTER PAGE



### FIELDS

*Name of School:* Display text - name of the school where the mentor is running her session.

*Day and Time:* Display text - day and time of the current session.

*Student Member Names:* A scrollable list of the names of the students in the mentor's session.

*Checkbox:* The mentor touches the name of each student who is in the class. A check box appears next to this student's name, to indicate they are present. To deselect, she touches the name again.

*Total Students Present:* A counter keeps track of the number of students marked as present. The total present appears in the status area. This number is incremented and decremented as the mentor selects and deselects student names.

### BUTTONS

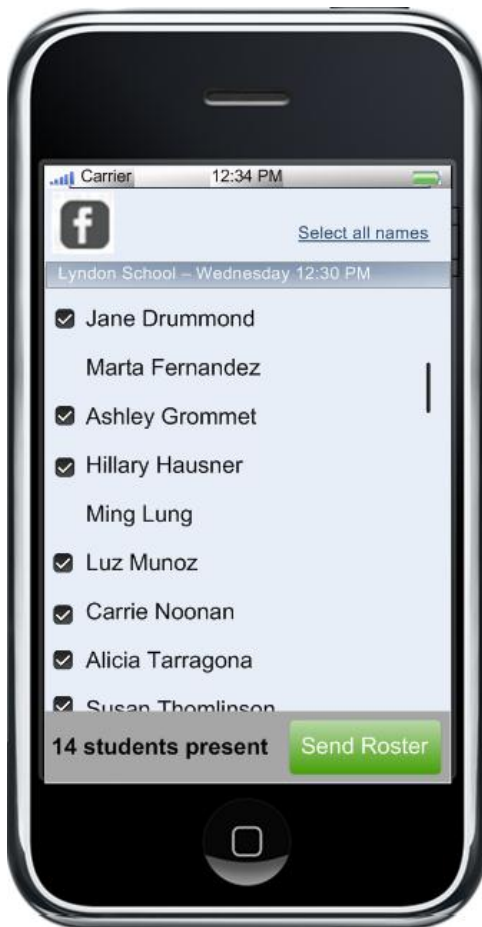
*Facebook Button:* Pressing the Facebook button automatically sends a notice to the mentor's Facebook Wall, announcing she has begun her session and asking Friends to sponsor it. Once the notification is sent, a message "Notification sent" appears in the status area.

*Select all names:* click this link to select all names on the roster.

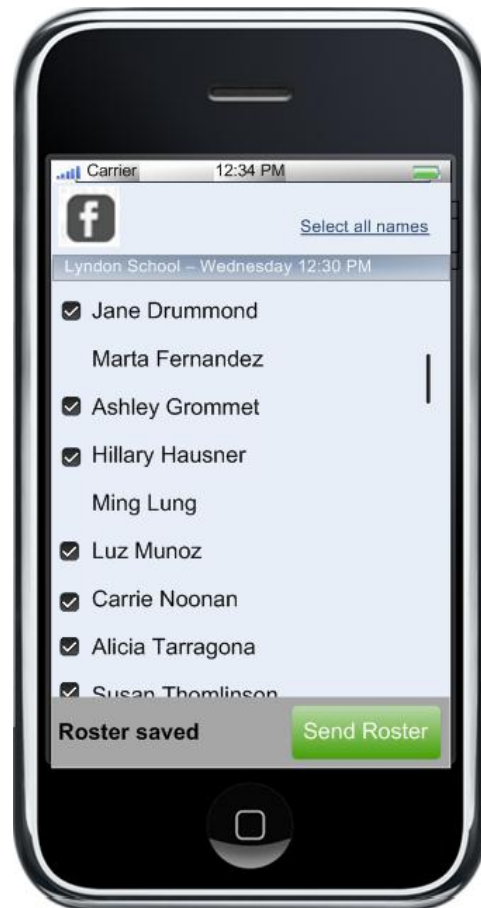
*Log Out:* Once she completes her attendance and Facebook update, the mentor presses "Log Out" to leave the system.

*Send Roster:* Pressing this button sends the roster to the SWSG data base for update. A status message appears to indicate successful (or unsuccessful) transmission.

## ROSTER PAGE - ROWS SELECTED AND STATUS



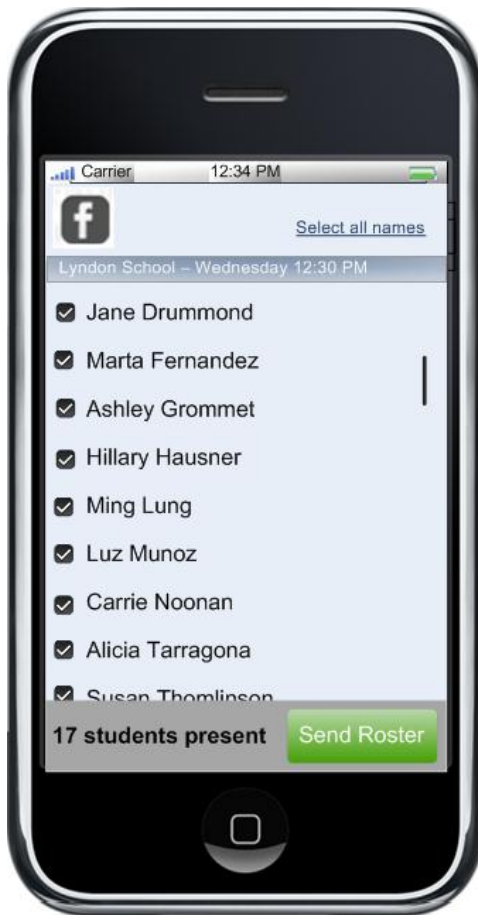
- Student names are selected
- Total number of students present displays in status area as “nn students present”



- “Roster saved” message in status area appears after pressing “Send Roster” and indicates data has been successfully transmitted
- “ERROR - Roster not saved” message appears in status area if the transmission was unsuccessful
- “Notification sent” message in status area appears after mentor presses the Facebook icon

NOTE: The visual feedback to indicate a selected name will likely be different than what is shown here in the MobiFlex implementation. Selected names will be shown in reverse video (text is bold white) with a blue background.

## ROSTER PAGE - “Select all names”



- As a shortcut, the mentor can select all students in her group by pushing the “**Select all names**” link.
- All student names are selected and the counter is set to indicate full attendance
- Touching the name of a student who is absent will de-select it. The counter decrements to indicate this.

## **Summary**

This proposal outlines the key aspects of a project for creating a mobile application for session attendance taking and Facebook notification for mentors within the Strong Women Strong Girl organization.

Thank you to all partners in this project for their willingness to help this valuable organization enhance its operations through mobile technology.

Sincerely,

Kay Corry Aubrey

User-centered research and design

## **Background of Contributors**



**Kay Corry Aubrey** is the owner of Usability Resources, which specializes in usability and qualitative research for user-centered design. Kay has 20 years experience in designing user interfaces for technology products. She has led user research, usability, and design efforts for dozens of clients including AT&T, Avaya, iRobot, Monster World Wide, Bomgar, the Mayo Clinic, and Citrix. She is on the faculty of Northeastern University and Bentley University where she teaches graduate courses in usability, user research, and interaction design. Please visit [www.UsabilityResources.net](http://www.UsabilityResources.net) for more information.

**MobiFlex, Inc.** provides an online service to create and deploy native mobile apps without coding at 1/10 the cost and 1/10 the time of custom development shops. MobiFlex is designed from the ground up for ease of use and self-service. Apps that run on iPhone and Android smartphones are created using the MobiFlex portal with full freeform drag & drop fields and robust backend data access via Google Docs, web services, and direct database access. The apps created can be downloaded to smartphones in seconds for design and test, then distributed through the Apple and Android App Stores> The apps can use native phone resources like GPS, audio recording and the camera, can be robust and complex, and perform as fast as comparable custom mobile apps. . Please visit [www.MobiFlex.me](http://www.MobiFlex.me) for more information.